

Honeywell | Fire Safety



Components Brochure

DX CONNEXION

Morley-IAS



DXc Control Panels

DXc Control Panels

DXc1

Single Loop Control Panel, 230Vac,
2 sounder circuits.

Dims 260 x 390 x 147mm (H x W x D)

714-001-111 DXc 1 Control Panel



DXc2

Two Loop Control Panel, 230Vac,
2 sounder circuits.

Dims 391.5 x 390 x 147mm (H x W x D)

714-001-221 DXc2 Control Panel



DXc4

Four Loop Control Panel, 230Vac,
2 sounder circuits.

Dims 391.5 x 390 x 147mm (H x W x D)

714-001-241 DXc4 Control Panel



Communication Cards and Zone LED Kits

DXc Communication Cards & Zone LED Kits

Zone LED Kits

DXc Control panels are supplied without zone LEDs. Two zone LED kits are available that include PCB, ribbon cable, zone number labels & fixings. Zone LED PCB is fitted to the lower half of the front door as shown on the right.

795-102 40 Zone LED kit

795-124 80 Zone LED kit



rear view of front door as supplied




rear view of front door with zone LED kit fitted

Network Card

In order to connect panels together to create a network a DXc Network card, must be fitted to each panel. The Network card is fitted to the four studs using the screws supplied to the L/H side of the control panel as shown.

795-099 Network Card



Internal view of panel



Network card kit

DXc Communication Cards & Zone LED Kits

RS232 Card

The RS232 Card facilitates connection to a Visualeyze Alarm Monitoring workstation.

795-122 RS232 Card

Internal view of DXc2 panel with RS232 card fitted



RS232 Kit

Mimics and Repeaters

Mimics and Repeaters

Mimic

Allows geographic 'floor map' zonal indicators to be built for situations where increased clarity of the fire location is required above that given by the standard numbered zonal indicators.

Both mimic driver and Expansion mimic cards support 16 zones and can be connected together to create up-to a 160 zone system.



020-909 DXc Compact Mimic Driver LEDs

020-910 DXc Expansion Mimic PCB

Repeaters

Morley Active Repeater.

The nine LED indicators provide a quick summary of the general system status for the user. The compact design makes it very easy to install and commission the Series repeaters. The repeater's event log can store up to 150 most recent events; this also aids commissioning.

Silence, Mute, Reset, Accept, Evacuate and Test Controls. 24 Vdc supply required.

165 x 254 x 50mm (H x W x D).

709-601-001 Morley Active Repeater



Morley Passive Repeater.

This is an indication only repeater. The back lit LCD and the common system status LED's follow the indication on the main fire alarm panel. Furthermore the passive repeater has configuration and test functions such as Lamp Test, LCD Test, and Buzzer Test.

24 Vdc supply required.

165 x 254 x 50mm (H x W x D).

709-701-001 Morley Passive Repeater



Accessories

Extension Box & Covers

It is possible to increase the enclosure size of a DXc1, DXc2 or DXc4 control panel by fitting an extension box to accommodate larger batteries, relays or other equipment.

A range of covers can be purchased to suit your needs and include a blank cover, Customer key plate and 80 Zone LED expansion cover.

If additional batteries are required to support larger loop loading the EN54-4 compliant back box increases the enclosure size of a DXc2 or DXc4 to accommodate and charge an additional pair of 17Ah batteries. This modular design of the DXc allows multiple extension boxes to be fitted to the same panel delivering a system flexible enough to cope with any installation requirement. (Only one EN54-4 compliant back box can be fitted per panel).

The custom key plate cover is supplied with a removable painted metal plate, can be drilled to accept key switches or indicators and labelled accordingly by the installer. This can be used to replace the blank cover supplied with the DXc2/4 control panels or used with the extension back box.



Front view of custom keyplate cover with metal plate removed



795-101



795-116



795-103

Accessories

795-101 Cover Kit, blank cover

795-116 Cover Kit, custom key plate

795-103 DXc extension cover, comes with 80 zone LED card

797-090 DXc extension EN54 compliant back box supplied with 2 blank covers

795-121 Extension back box



DXc 2/4 control panel supplied as standard c/w blank cover.

Key Switch Kit


DXc Control panels can be fitted with an optional key switch kit (shown on the right). It is fitted by removing the

existing label and replacing with a new label supplied with the kit. The flying lead (fitted with a plug) pushes on to the two pins situated at the bottom of the main display PCB.

795-118 key switch kit



Keyswitch kit



Rear view of front door with key switch fitted

Accessories

USB Upload/Download Lead

The lead provides the interface between a PC and any Morley-IAS fire alarm control panel.


020-891 USB upload/download lead



Flush Bezels

There are four flush mounting bezels available as follows:

- Flush bezel **795-112** fits a DXc1 panel
- Flush bezel **795-113** fits a DXc2 panel or a DXc4 panel
- Flush bezel **795-114** fits a DXc1 panel that has the additional extension back box 795-121 fitted
- Flush bezel **795-115** fits a DXc2 panel or DXc4 panel that have the additional extension back box **795-121** fitted



The external dimensions of each of the four flush mounting bezels available are as follows:

- **795-112** Flush bezel - 342 x 471.5mm (H x W)
- **795-113** Flush bezel - 473.5 x 471.5mm (H x W)
- **795-114** Flush bezel - 605.5 x 471.5mm (H x W)
- **795-115** Flush bezel - 737.5x 471.5mm (H x W)

Accessories

Rack Mounting Kit

There are two kits available that allow

DXc panels to be mounted in a standard 19" rack:

- 795-119 Rack mount kit fits a DXc1 panel
- 795-120 Rack mount kit fits a DXc2 panel or DXc4 panel



Spare Parts

Replacement Door

A replacement door is available for DXc control panels. The fits all three variants of the panel, DXc1, DXc2 & DXc4 and is supplied complete with display PCB, fascia label, ribbon cable and lock.

795-104 Replacement Door



Replacement Text Inserts Pack


A replacement text inserts pack includes all text inserts/slide-in labels including both blank and numbered labels for Zone LEDs. Pack also includes the User Reference Guide and the Quick Start Manual.

795-108-001 Replacement Text Inserts Pack



DXc1 Spares

- 795-106 Spare PSU **1**
- 795-109-001 Spare Base card **2**



DXc2 & DXc4 Spares

- 795-107 Spare PSU **3**
- 795-110-001 Spare Base card **4**
- 795-111 Spare 2 Loop expansion card (DXc4 only) **5**



Part Number Index

	NAME
714-001-111	DXc1 One Loop Fire Alarm Control Panel
714-001-221	DXc2 Two Loop Fire Alarm Control Panel
714-001-241	DXc4 Four Loop Fire Alarm Control Panel
020-891	USB Upload/Download Lead
795-099	DXc Network Card
795-122	DXc RS232 Card
795-102	DXc 40 Zone LED Card
795-124	DXc 80 Zone LED Card
795-111	DXc 2 Loop Expansion Card
795-101	DXc Blank Cover
795-103	DXc Extension cover, comes with 80 zone LED card
795-121	DXc Extension Back Box
795-116	DXc Cover Custom Keyplate
795-112	DXc1 Bezel
795-113	DXc2/4 Bezel
795-114	DXc1 + Extension Back Box Bezel
795-115	DXc2/4 + Extension Back Box Bezel
795-118	DXc Keypad
795-119	DXc1 Rack Mounting Kit
795-120	DXc2/4 Rack Mounting Kit
795-104	DXc Spare Door
795-106	DXc1 Spare PSU
795-107	DXc2/4 Spare PSU
795-108-001	DXc Spare Language Text Inserts Pack
795-109-001	DXc1 Spare Base Card
795-110-001	DXc2/4 Spare Base Card
797-090	DXc EN54-4 Compliant PSU
709-601-101	Morley Active Repeater
709-701-101	Morley Passive Repeater

For more information

www.morley-ias.co.uk

Honeywell Morley IAS

Caburn House
2B Brooks Road
Lewes, E. Sussex
BN7 2BY UK

T: +44 (0) 1273 897 000
F: +44 (0) 1273 376 894
E: sales@morleyias.co.uk

For further details on these or any other Honeywell Morley-IAS products please contact your local distributor, Morley-IAS Business Manager or via our contact details found below. Morley-IAS Providing a control panel solution, for fire industry professionals, committed to supporting our device partners.

REF: M103-DXcComponents(0916)
© 2016 Honeywell International Inc.

